
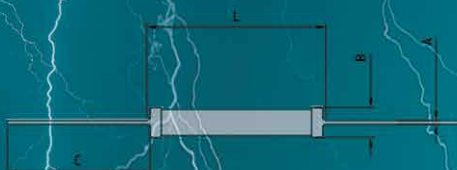
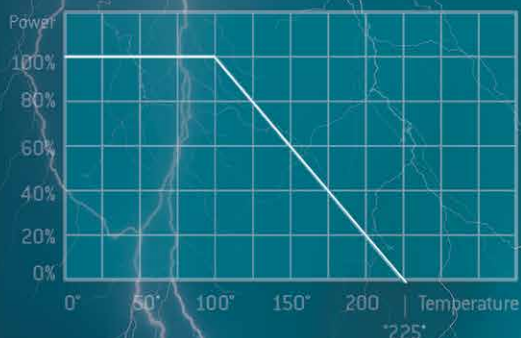


HIGH VOLTAGE RESISTORS


Product Range




HVR 969



POC 400



PLR/PLR-T0



HVR 967

USA


FIRST IN SENSORS

metallux USA, Inc.

METALLUX – HIGH VOLTAGE RESISTORS

HVR 967

HIGH VOLTAGE RESISTOR HVR 967



Types	Dimensions W x L [mm (inches)]	Resistance values [Ω]	Tolerance [%]	TC [ppm/K]	Nominal power at 40°C [W]	Operating voltage KV _{DC} in air (in oil)	VCR typ. [ppm/V]
967.3.25	3.8 (0.15) x 25.4 (1.0)	2 K – 2 G	from 0.5	from 25	1.0	8.0 (12.0)	< 2
967.3.38	3.8 (0.15) x 38.0 (1.5)	4 K – 3 G	from 0.5	from 25	1.5	10.0 (15.0)	< 2
967.5.13	5.0 (0.2) x 12.7 (0.5)	2 K – 1 G	from 0.5	from 25	1.0	5.0 (7.5)	< 2
967.7.51	7.0 (0.3) x 51.9 (2.04)	5 K – 5 G	from 0.5	from 25	2.0	20.0 (30.0)	< 0.9
967.8.26	8.0 (0.31) x 25.4 (1.0)	5 K – 2 G	from 0.5	from 25	2.0	10.0 (15.0)	< 2
967.13.38	13.0 (0.51) x 38.5 (1.52)	10 K – 5 G	from 0.5	from 25	3.0	15.0 (30.0)	< 1
967.15.30	15.0 (0.59) x 30.0 (1.18)	10 K – 5 G	from 0.5	from 25	3.0	15.0 (30.0)	< 1
967.15.51	15.0 (0.59) x 50.8 (2.0)	10 K – 5 G	from 0.5	from 25	4.5	30.0 (45.0)	< 1
967.15.76	15.5 (0.61) x 76.2 (3.0)	20 K – 10 G	from 0.5	from 25	5.5	35.0 (52.0)	< 0.8
967.25.90	25.4 (1.0) x 88.9 (3.45)	20 K – 10 G	from 0.5	from 25	10.0	45.0 (70.0)	< 0.5

Electrical connection: tinned copper wire Cu vz Ø 0.8 mm, axial or radial; on request pin 10 mm

HVR 968

HIGH VOLTAGE RESISTOR HVR 968



Types	Dimensions Ø x L [mm (inches)]	Resistance values [Ω]	Tolerance [%]	TC [ppm/K]	Nominal power at 40°C [W]	Operating voltage KV _{DC} in air (in oil)	VCR typ. [ppm/V]
968.2	Ø 8.0 (0.31) x 27.0 (1.06)	9 K – 10 G	from 0.5	from 25	3.8	6.0 (13.5)	< 1.5
968.3	Ø 8.0 (0.31) x 37.0 (1.46)	6 K – 15 G	from 0.5	from 25	5.0	12.0 (18.0)	< 0.8
968.4	Ø 8.0 (0.31) x 47.0 (1.85)	10 K – 15 G	from 0.5	from 25	6.0	14.0 (21.0)	< 0.7
968.5	Ø 8.0 (0.31) x 52.0 (2.05)	10 K – 20 G	from 0.5	from 25	7.5	18.0 (27.0)	< 0.6
968.7	Ø 8.0 (0.31) x 78.0 (3.07)	20 K – 30 G	from 0.5	from 25	10.0	24.0 (36.0)	< 0.3
968.10	Ø 8.0 (0.31) x 103.0 (4.06)	30 K – 30 G	from 0.5	from 25	12.0	36.0 (54.0)	< 0.24
968.12	Ø 8.0 (0.31) x 128.0 (5.04)	35 K – 30 G	from 0.5	from 25	15.0	42.0 (63.0)	< 0.20
968.15	Ø 8.0 (0.31) x 153.0 (6.02)	50 K – 30 G	from 0.5	from 25	17.0	54.0 (81.0)	< 0.16

Options: timesaving, secure assembly by brass end caps wired or with M4 thread

HVR 969

HIGH VOLTAGE RESISTOR HVR 969



Types	Dimensions Ø x L [mm (inches)]	Resistance values [Ω]	Tolerance [%]	TC [ppm/K]	Nominal power at 40°C [W]	Operating voltage KV _{DC} in air (in oil)	VCR typ. [ppm/V]
969.11	Ø 13.5 (0.53) x 81.0 (3.19)	10 K – 5 G	from 0.5	from 25	11.0	24.0 (32.0)	< 0.15
969.23	Ø 13.5 (0.53) x 156.0 (6.14)	10 K – 10 G	from 0.5	from 25	23.0	48.0 (72.0)	< 0.15
969.54	Ø 30.0 (1.18) x 158.0 (6.22)	15 K – 10 G	from 0.5	from 25	54.0	48.0 (72.0)	< 0.15
969.71	Ø 30.0 (1.18) x 208.0 (8.19)	25 K – 15 G	from 0.5	from 25	71.0	64.0 (96.0)	< 0.15
969.105	Ø 30.0 (1.18) x 308.0 (12.13)	35 K – 25 G	from 0.5	from 25	105.0	96.0 (148.0)	< 0.15


Options: timesaving, secure assembly by brass end caps with M4 or M8 thread

All resistors are covered to protect them against any environmental influences. Nature of the covering depends on the prevailing operational conditions. Resistors can change their characteristics depending on respective environmental influences. We recommend a qualification test under actual operational conditions. Supporting information will gladly be provided on request.

METALLUX – HIGH VOLTAGE RESISTORS

HPR 967

HIGH VOLTAGE PRECISION RESISTOR HPR 967




Types	Dimensions W x L [mm (inches)]	Resistance values [Ω]	Tolerance [%]	TC [ppm/K]	Nominal power at 40°C [W]	Operating voltage KV _{DC} in air (in oil)	VCR typ. [ppm/V]
967.3.25	3.8 (0.15) x 25.4 (1.0)	2 K – 2 G	from 0.1	from 15	0.7	8.0 (12.0)	< 1
967.3.38	3.8 (0.15) x 38.0 (1.5)	4 K – 3 G	from 0.1	from 15	1.0	10.0 (15.0)	< 1
967.5.13	5.0 (0.2) x 12.7 (0.5)	2 K – 1 G	from 0.1	from 15	0.7	5.0 (7.5)	< 2
967.8.26	8.0 (0.31) x 25.4 (1.0)	5 K – 2 G	from 0.1	from 15	1.4	10.0 (15.0)	< 0.3
967.13.38	13.0 (0.51) x 38.5 (1.52)	10 K – 5 G	from 0.1	from 15	2.0	15.0 (22.0)	< 1
967.15.30	15.0 (0.59) x 30.0 (1.18)	10 K – 5 G	from 0.1	from 15	2.0	15.0 (22.0)	< 0.4
967.15.51	15.0 (0.59) x 50.8 (2.0)	10 K – 5 G	from 0.1	from 15	3.0	30.0 (45.0)	< 0.3
967.25.90	25.4 (1.0) x 88.9 (3.45)	20 K – 10 G	from 0.1	from 15	8.0	45.0 (70.0)	< 0.15

Electrical connection: tinned copper wire Cu vz Ø 0.8 mm, axial or radial; on request pin 10 mm

HPR 968

HIGH VOLTAGE PRECISION RESISTOR HPR 968



Types	Dimensions Ø x L [mm (inches)]	Resistance values [Ω]	Tolerance [%]	TC [ppm/K]	Nominal power at 40°C [W]	Operating voltage KV _{DC} in air (in oil)	VCR typ. [ppm/V]
968.2	Ø 8.0 (0.31) x 27.0 (1.06)	9 K – 10 G	from 0.1	from 15	2.6	9.0 (15.0)	< 0.75
968.3	Ø 8.0 (0.31) x 37.0 (1.46)	6 K – 15 G	from 0.1	from 15	3.0	12.0 (22.0)	< 0.4
968.5	Ø 8.0 (0.31) x 52.0 (2.05)	10 K – 20 G	from 0.1	from 15	5.0	18.0 (30.0)	< 0.3
968.7	Ø 8.0 (0.31) x 78.0 (3.07)	20 K – 30 G	from 0.1	from 15	6.5	24.0 (48.0)	< 0.15
968.10	Ø 8.0 (0.31) x 103.0 (4.06)	30 K – 30 G	from 0.1	from 15	8.0	36.0 (54.0)	< 0.12
968.12	Ø 8.0 (0.31) x 128.0 (5.04)	35 K – 30 G	from 0.1	from 15	10.0	42.0 (63.0)	< 0.1
968.15	Ø 8.0 (0.31) x 153.0 (6.02)	50 K – 30 G	from 0.1	from 15	12.0	54.0 (81.0)	< 0.08

Options: timesaving, secure assembly by brass end caps wired or with M4 thread

HPR 969

HIGH VOLTAGE PRECISION RESISTOR HPR 969




Types	Dimensions Ø x L [mm (inches)]	Resistance values [Ω]	Tolerance [%]	TC [ppm/K]	Nominal power at 40°C [W]	Operating voltage KV _{DC} in air (in oil)	VCR typ. [ppm/V]
969.11	Ø 13.5 (0.53) x 81.0 (3.19)	10 K – 5 G	from 0.1	from 15	7.0	24.0 (32.0)	< 0.1
969.23	Ø 13.5 (0.53) x 156.0 (6.14)	10 K – 10 G	from 0.1	from 15	15.0	48.0 (72.0)	< 0.1
969.54	Ø 30.0 (1.18) x 158.0 (6.22)	15 K – 10 G	from 0.1	from 15	36.0	48.0 (72.0)	< 0.1
969.71	Ø 30.0 (1.18) x 208.0 (8.19)	25 K – 15 G	from 0.1	from 15	54.0	64.0 (96.0)	< 0.1
969.105	Ø 30.0 (1.18) x 308.0 (12.13)	35 K – 25 G	from 0.1	from 15	75.0	96.0 (148.0)	< 0.1

Options: timesaving, secure assembly by brass end caps with M4 or M8 thread

HVI 968

HIGH VOLTAGE IMPULSE RESISTOR HVI 968




Types	Dimensions Ø x L [mm (inches)]	Resistance values [Ω]	Tolerance [%]	TC [ppm/K]	Nominal power at 40°C [W]	Operating voltage KV _{DC} in air (in oil)	Pulse energy [J]
968.3	Ø 8.0 (0.31) x 37.0 (1.46)	50 R – 500 K	from 10	from 100	5.0	12.0 (22.0)	19
968.5	Ø 8.0 (0.31) x 52.0 (2.05)	50 R – 500K	from 10	from 100	7.5	18.0 (30.0)	25
968.10	Ø 8.0 (0.31) x 103.0 (4.06)	50 R – 500 K	from 10	from 100	12.0	36.0 (54.0)	68

Options: timesaving, secure assembly by brass end caps wired or with M4 thread

METALLUX – HIGH VOLTAGE RESISTORS



HVI 967/HVID 967 HIGH VOLTAGE IMPULSE RESISTOR HVI 967/HVID 967



Types HVI	Dimensions W x L [mm (inches)]	Resistance values [Ω]	Tolerance [%]	TC [ppm/K]	Nominal power at 40°C [W]	Operating voltage KV _{DC} in air (in oil)	Pulse energy [J]
967.5.13	5.0 (0.2) x 12.7 (0.5)	50 R – 500 K	from 10	from 100	1.0	5.0 (7.5)	2
967.15.51	15.0 (0.59) x 50.8 (2.0)	50 R – 500 K	from 10	from 100	4.5	30.0 (45.0)	36
967.28.38	28.0 (1.1) x 38.0 (1.5)	50 R – 500 K	from 10	from 100	7.0	10.0 (15.0)	36
HVID [screen printed on both sides]							
967.6.9	5.5 (0.22) x 9.0 (0.35)	50 R – 500 K	from 10	from 100	0.5	3.0 (5.0)	6
967.6.11	5.5 (0.22) x 11.0 (0.43)	50 R – 500 K	from 10	from 100	0.5	3.5 (6.0)	8
967.6.13	5.5 (0.22) x 13.0 (0.51)	50 R – 500 K	from 10	from 100	0.8	5.0 (7.5)	10
967.8.21	8.0 (0.31) x 21.0 (0.83)	50 R – 500 K	from 10	from 100	1.0	7.0 (10)	24
967.11.21	11.0 (0.43) x 21.0 (0.83)	50 R – 500 K	from 10	from 100	1.5	8.0 (12.0)	30
967.11.26	11.0 (0.43) x 26.0 (1.02)	50 R – 500 K	from 10	from 100	2.0	10.0 (15.0)	40

Electrical connection: tinned copper wire Cu vz \varnothing 0.8 mm, axial or radial; on request pin 10 mm

HVI 969 HIGH VOLTAGE IMPULSE RESISTOR HVI 969



Types	Dimensions \varnothing x L [mm (inches)]	Resistance values [Ω]	Tolerance [%]	TC [ppm/K]	Nominal power at 40 °C [W]	Operating voltage KV _{DC} in air (in oil)	Pulse energy [J]
969.11	\varnothing 13.5 (0.53) x 81.0 (3.19)	50 R – 500 K	from 10	from 100	11.0	24.0 (32.0)	108
969.54	\varnothing 30.0 (1.18) x 158.0 (6.22)	50 R – 500 K	from 10	from 100	54.0	48.0 (72.0)	510
969.71	\varnothing 30.0 (1.18) x 208.0 (8.19)	50 R – 500 K	from 10	from 100	71.0	64.0 (96.0)	806
969.105	\varnothing 30.0 (1.18) x 308.0 (12.13)	50 R – 500 K	from 10	from 100	105.0	96.0 (148.0)	1,238

Options: timesaving, secure assembly by brass end caps with M4 or M8 thread

HVD HIGH VOLTAGE DIVIDER HVD



Types	Dimensions W x L / \varnothing x L [mm (inches)]	Resistance values Ratio [Ω]	Tolerance Ratio [%]	TC Ratio [ppm/K]	Nominal power at 40 °C [W]	Operating voltage KV _{DC} in air (in oil)	VCR typ. [ppm/V]
967.8.26 (alt 1000.2)	8.0 (0.31) x 26.0 (1.02)	1.5 M – 150 M	bis 0.1	bis 10	0.5	8.0 (12.0)	< 1
967.13.38 (alt 1000.3)	13.0 (0.51) x 38.5 (1.52)	5 M – 500 M	bis 0.1	bis 10	1.2	15.0 (22.0)	< 0.4
967.15.30	15.0 (0.59) x 30.0 (1.18)	5 M – 500 M	bis 0.1	bis 10	1.0	15.0 (22.0)	< 0.4
967.15.51 (alt 1000.4)	15.0 (0.59) x 50.8 (2.0)	10 M – 1.5 G	bis 0.1	bis 10	1.8	24.0 (36.0)	< 0.3
967.15.77 (alt 1000.5)	15.5 (0.61) x 77.5 (3.05)	15 M – 2 G	bis 0.1	bis 10	2.4	32.0 (49.0)	< 0.2
968.5	\varnothing 8.0 (0.31) x 52.0 (2.05)	15 M – 2 G	bis 0.1	bis 10	3.0	15.0 (22.0)	< 0.2
968.7	\varnothing 8.0 (0.31) x 78.0 (3.07)	15 M – 2 G	bis 0.1	bis 10	6.0	20.0 (30.0)	< 0.15
969.23 (alt 2000.23)	\varnothing 13.5 (0.53) x 156.0 (6.14)	20 M – 3 G	bis 0.1	bis 10	10.0	45.0 (60.0)	< 0.1
969.105 (alt 2000.105)	\varnothing 30.0 (1.18) x 308.0 (12.13)	20 M – 3 G	bis 0.1	bis 10	50.0	90.0 (120.0)	< 0.1

Electrical connection: tinned copper wire Cu vz \varnothing 0.8 mm, axial or radial; on request pin 10 mm for the serie HVD 967. Timesaving, secure assembly by brass end caps (wired or M4 thread) for the serie HVD 968 or by end caps (M8 thread) for the serie HVD 969.

METALLUX – HIGH VOLTAGE RESISTORS



HVS 967

HIGH VOLTAGE SMD RESISTOR HVS 967



Types	Dimensions W x L [mm (inches)]	Resistance values [Ω]	Tolerance [%]	TC [ppm/K]	Nominal power at 40°C [W]	Operating voltage KV _{DC} in air (in oil)	
9673.25	3.8 (0.15) x 25.4 (1.0)	2 K – 2 G	from 0.5	from 25	1.0	8.0 (12.0)	
9675.13	5.0 (0.2) x 12.7 (0.5)	4 K – 3 G	from 0.5	from 25	1.0	5.0 (7.5)	
9676.12	6.35 (0.25) x 12.7 (0.5)	4 K – 3 G	from 0.5	from 25	1.0	5.0 (7.5)	
9676.25	6.35 (0.25) x 25.4 (1.0)	2 K – 1 G	from 0.5	from 25	1.5	10.0 (15.0)	
9678.26	8.0 (0.31) x 25.4 (1.0)	2 K – 1 G	from 0.5	from 25	2.0	10.0 (15.0)	

POC 400


HIGH VOLTAGE POTENTIOMETER POC 400



Types	Dimensions L x W x H [mm (inches)]	Resistance values [Ω]	Tolerance [%]	TC abs./ratio [ppm/K]	Linearity [%]	Operating voltage KV _{DC} in air	Degree of protection
400	50.0 (1.97) x 35.0 (1.38) x 22.5 (0.89)	5 M, 10 M, 15 M	± 10	50	± 4	2.5	IP 60

PLR-T0/PLR

POWER RESISTOR, THICK-FILM PLR



Types	Dimensions L x W [mm (inches)]	Resistance values [Ω]	Tolerance [%]	Operating voltage [V]	Nominal power at 40°C [W]	Degree of protection
PLR 100.55.43	55.0 (2.17) x 43.0 (1.69)	20 R – 1 K	± 10	1,000	100	IP 00
PLR 100.61.41	61.0 (2.4) x 41.0 (1.61)	20 R – 1K	± 10	1,000	100	IP 00
PLR 180.145.20	145.0 (5.71) x 20.0 (0.79)	50 R – 500 R	± 10	1,000	180	IP 00
PLR 200.70.51	70.0 (2.76) x 51.0 (2.0)	20 R – 1 K	± 10	1,000	200	IP 00
PLR 300.70.61	70.0 (2.76) x 61.0 (2.4)	20 R – 1 K	± 10	1,000	300	IP 00
PLR 900.188.75	188.0 (7.4) x 75.0 (2.95)	100 R – 500 R	± 10	1,000	900	IP 00

Electrical connections:

L = solder pad without tin; LV = solder pad tinned; K = cable 100 mm, AWG20, UL1015, sw; M = push contact 2.8;

OE = solder contact

* other values on request

** values are only valid if resistor is connected to a cooler

www.metallux-usa.com

Specifications are subject to change without notice.
© www.metallux.de 06/2020



METALLUX USA, INC.

2340 Brighton Henrietta
Town Line Road, Suite 4
Rochester, NY 14623 | USA

PHONE: +1 (585)360 - 0054
FAX: +1 (866)429 - 0360
E-mail: info@metallux-usa.com

System Certification
to ISO 9001:2015