
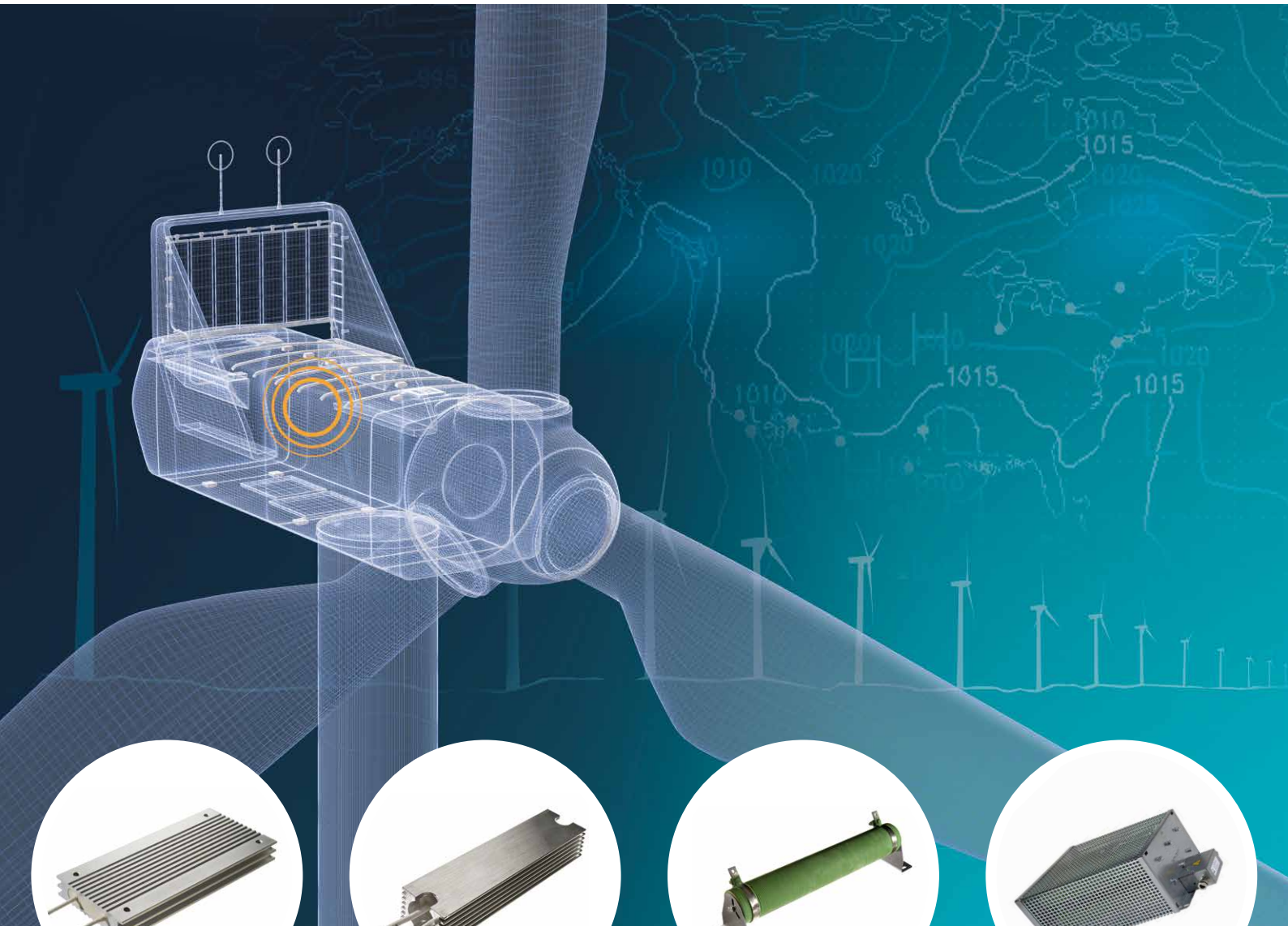



POWER RESISTORS


Product Range




▶ PWR-F



▶ PWR-R



▶ PWR-TR



▶ PWR-X

USA

FIRST IN SENSORS

metallux USA, Inc.

METALLUX – POWER RESISTORS



PWR-S*

POWER WIRE RESISTOR IN ALUMINIUM HOUSING



Metallux type	Dimensions L x B x H mm	Resistance range	Nominal load W* at 25 °C	Working voltage V	Insulation voltage KV	Max. pulse load KW	Max. Weight g
PWR-S 45**	55 x 30 x 16	1 Ω – 65 Ω	45	400	4	0.4	35
PWR-S 60**	77 x 30 x 16	1.5 Ω – 110 Ω	60	600	4	0.6	52
PWR-S 90	104 x 30 x 16	2.2 Ω – 160 Ω	90	700	4	0.8	73
PWR-S 100	120 x 30 x 16	2 Ω – 180 Ω	100	700	4	0.9	86
PWR-S 125	165 x 30 x 16	3 Ω – 220 Ω	125	800	4	1.0	115
PWR-S 150	180 x 30 x 16	3.3 Ω – 300 Ω	150	1000	4	1.3	120

Special features: UL for 100 up to 150 W, IP 55


** UL is currently not available



* Examined according to the high-quality standards of UL – guarantee for quality and security

PWR-R*

POWER WIRE RESISTOR IN ALUMINIUM HOUSING



Metallux type	Dimensions L x B x H mm	Resistance range	Nominal load W* at 25 °C	Working voltage V	Insulation voltage KV	Max. pulse load KW	Max. Weight g
PWR-R 150**	90 x 37 x 28	1.6 Ω – 180 Ω	150	1000	4	1.5	180
PWR-R 200**	105 x 37 x 28	2.2 Ω – 240 Ω	200	1000	4	2.0	208
PWR-R 300**	155 x 37 x 28	4.7 Ω – 430 Ω	300	1500	4	3.0	310
PWR-R 400	200 x 37 x 28	6.8 Ω – 620 Ω	400	2000	4	4.0	400
PWR-R 500	260 x 37 x 28	9.1 Ω – 910 Ω	500	2300	4	5.0	515
PWR-R 600	320 x 37 x 28	12 Ω – 1.2KΩ	600	2800	4	6.0	635

Special features: UL up to 500 W, temperature switch intern, IP 55, optional IP 65

** UL is currently not available



* Examined according to the high-quality standards of UL – guarantee for quality and security

PWR-O*

POWER WIRE RESISTOR IN ALUMINIUM HOUSING



Metallux type	Dimensions L x B x H mm	Resistance range	Nominal load W* at 25 °C	Working voltage V	Insulation voltage KV	Max. pulse load KW	Max. Weight g
PWR-0150	72 x 56 x 30	1.6 Ω – 180 Ω	150	1000	4	1.5	195
PWR-0 200	87 x 56 x 30	2.2 Ω – 240 Ω	200	1000	4	2.0	235
PWR-0 300	137 x 56 x 30	4.7 Ω – 430 Ω	300	1500	4	3.0	325
PWR-0 400	182 x 56 x 30	6.8 Ω – 620 Ω	400	2000	4	4.0	415
PWR-0 500	242 x 56 x 30	9.1 Ω – 910 Ω	500	2300	4	5.0	530
PWR-0 600	302 x 56 x 30	12 Ω – 1.2KΩ	600	2800	4	6.0	670

Special features: UL up to 500 W, temperature switch intern, ext. ceramic clamp optional, IP 55, optional IP 65



* Examined according to the high-quality standards of UL – guarantee for quality and security

METALLUX – POWER RESISTORS

PWR-F*

POWER WIRE RESISTOR IN ALUMINIUM HOUSING



Metallux type	Dimensions L x B x H mm	Resistance range	Nominal load W* at 25 °C	Working voltage V	Insulation voltage KV	Max. pulse load KW	Max. Weight g
PWR-F 150	80 x 79 x 19	2.2 Ω – 220 Ω	150	1000	4	1.5	250
PWR-F 200	110 x 79 x 19	3.6 Ω – 390 Ω	200	1000	4	2.0	350
PWR-F 300	163 x 79 x 19	5.6 Ω – 560 Ω	300	1500	4	3.0	500
PWR-F 400	216 x 79 x 19	7.5 Ω – 820 Ω	400	1500	4	4.0	650
PWR-F 500	270 x 79 x 19	10 Ω – 1 KΩ	500	2000	4	5.0	800
PWR-F 600	300 x 79 x 19	11 Ω – 1.1 KΩ	600	2000	4	6.0	900


Special features: IP 55, optional IP 65



* Examined according to the high-quality standards of UL – guarantee for quality and security

PWR-RFI

POWER WIRE RESISTOR IN STAINLESS STEEL HOUSING



Metallux type	Dimensions L x B x H mm	Resistance range	Nominal load W* at 25 °C	Working voltage V	Insulation voltage KV	Max. pulse load KW	Max. Weight g
PWR-RFI 600	100 x 57 x 12	4 Ω – 150 Ω	170	1000	2.5	1.5	200
PWR-RFI 1300	202 x 57 x 12	8 Ω – 430 Ω	320	2500	2.5	3.0	420

Special features: stainless steel housing, IP 33

PWR-GR

RESISTOR MODULE TYPE GR



Metallux type	Dimensions L x B x H mm	Resistance range	Nominal load W* at 25 °C	Working voltage V	Insulation voltage KV	Max. pulse load KW	Max. Weight g
PWR-2 GR 600	460 x 165 x 61	4 Ω – 3K Ω	240	600	4	6	2600
PWR-4 GR 600	460 x 165 x 69	8.2 Ω – 1.5 KΩ	480	600	4	12	3900

Special features: module IP 54 (IP 20), FIBOX terminal box opt., temperature switch, variably combinable, CE

METALLUX – POWER RESISTORS



PWR-GF RESISTOR MODULE TYPE GF



Metallux type	Dimensions L x B x H mm	Resistance range	Nominal load W* at 25 °C	Working voltage V	Insulation voltage KV	Max. pulse load KW	Max. Weight g
PWR-2 GF 500	460 x 165 x 96	5 Ω–2 KΩ	500	600	4	8	2900
PWR-2 GF 600	460 x 165 x 96	5.6 Ω–2.2 KΩ	600	600	4	9	3100
PWR-4 GF 500	490 x 165 x 96	2.7 Ω–3.9 KΩ	1000	600	4	16	4500
PWR-4 GF 600	490 x 165 x 96	2.7 Ω–4.3 KΩ	1200	600	4	18	4900

Special features: module IP 54 (IP 20), FIBOX terminal box opt., temperature switch, variably combinable, CE

PWR-TR 2XX WIRE WOUND TUBE RESISTOR UP TO 100 W



Metallux type	Diameter x L mm	Resistance range	Nominal load W* at 25 °C	Working voltage V	Insulation voltage KV	Max. pulse load KW	Max. Weight g
PWR-TR260.2	∅ 17 x 50	0.8 Ω – 12 KΩ	15	500	1500	10 x Pn, 5 s	30
PWR-TR260	∅ 17 x 60	0.9 Ω – 15 KΩ	20	500	1500	10 x Pn, 5 s	36
PWR-TR261	∅ 17 x 80	1.5 Ω – 22 Ω	30	1000	1500	10 x Pn, 5 s	44
PWR-TR262	∅ 17 x 100	1.8 Ω – 27 KΩ	40	1000	1500	10 x Pn, 5 s	51
PWR-TR265	∅ 24 x 55	1 Ω – 16 KΩ	30	1000	2000	10 x Pn, 5 s	45
PWR-TR266	∅ 24 x 80	1.8 Ω – 27 KΩ	50	1000	2000	10 x Pn, 5 s	60
PWR-TR267	∅ 24 x 120	3.0 Ω – 51 KΩ	75	1000	2000	10 x Pn, 5 s	80
PWR-TR268	∅ 24 x 164	4.7 Ω – 68 KΩ	100	1000	2000	10 x Pn, 5 s	110

Accessories: mounting accessories, holders. **Option:** Voltage divider with additional clamp PWR-TRR

PWR-TR 3XX WIRE WOUND TUBE RESISTOR UP TO 1300 W



Metallux type	Diameter x L mm	Resistance range	Nominal load W* at 25 °C	Working voltage V	Insulation voltage KV	Max. pulse load KW	Max. Weight g
PWR-TR301	∅ 35 x 100	0.4 Ω – 47 KΩ	75	500	3000	10 x Pn, 5 s	130
PWR-TR302	∅ 35 x 135	0.6 Ω – 82 KΩ	100	500	3000	10 x Pn, 5 s	180
PWR-TR303	∅ 35 x 200	0.9 Ω – 110 KΩ	150	1000	3000	10 x Pn, 5 s	270
PWR-TR304	∅ 35 x 275	1.2 Ω – 120 KΩ	200	1000	3000	10 x Pn, 5 s	400
PWR-TR305	∅ 47 x 130	0.7 Ω – 82 KΩ	200	1000	4000	10 x Pn, 5 s	300
PWR-TR306	∅ 47 x 182	1.0 Ω – 120 KΩ	300	1000	4000	10 x Pn, 5 s	400
PWR-TR307	∅ 47 x 250	1.5 Ω – 160 KΩ	400	1000	4000	10 x Pn, 5 s	550
PWR-TR308	∅ 47 x 310	2.6 Ω – 200 KΩ	500	1000	4000	10 x Pn, 5 s	700
PWR-TR309	∅ 68 x 390	3.6 Ω – 130 KΩ	750	1000	4000	10 x Pn, 5 s	2200
PWR-TR310	∅ 68 x 515	4.7 Ω – 180 KΩ	1000	1000	4000	10 x Pn, 5 s	2800
PWR-TR320	∅ 68 x 660	6.2 Ω – 180 KΩ	1300	1000	4000	10 x Pn, 5 s	3500

Accessories: mounting accessories, holders. **Option:** Voltage divider with additional clamp PWR-TRR

METALLUX – POWER RESISTORS



PWR-TR 4XX WIRE WOUND TUBE RESISTOR UP TO 1300 W



Metallux type	Diameter x L mm	Resistance range	Nominal load W* at 25 °C	Working voltage V	Insulation voltage KV	Max. pulse load KW	Max. Weight g
PWR-TR409	Ø 68 x 390	Ø 4.7Ω – 1.5KΩ	1500	1000	4000	10 x Pn, 5 s	3100
PWR-TR410	Ø 68 x 515	Ø 5.6Ω – 2.2KΩ	2000	1000	4000	10 x Pn, 5 s	3750
PWR-TR420	Ø 68 x 660	Ø 8.2Ω – 2.7KΩ	3000	1000	4000	10 x Pn, 5 s	5600


Accessories: mounting accessories, holders
Special features: power resistor with oxidised wire for high requirements

PWR-X WIRE WOUND TUBE RESISTOR IN STEEL HOUSING IP 20 UP TO 6000 W



Metallux type	Dimensions L x B x H mm	Resistance range	Nominal load W* at 25 °C	Working voltage V	Insulation voltage KV	Max. pulse load KW	Max. Weight g
PWR-1TR307S	275 x 94 x 105	5 Ω – 100 Ω	400	1000	1500	5 – 10 x Pn, 5 s	1900
PWR-1TR308S	335 x 94 x 105	5 Ω – 100 Ω	500	1000	1500	5 – 10 x Pn, 5 s	2100
PWR-2TR307S	275 x 166 x 105	5 Ω – 100 Ω	800	1000	1500	5 – 10 x Pn, 5 s	2800
PWR-2TR308S	335 x 166 x 105	5 Ω – 100 Ω	1000	1000	1500	5 – 10 x Pn, 5 s	3100
PWR-4TR307S	275 x 166 x 177	5 Ω – 100 Ω	1600	1000	1500	5 – 10 x Pn, 5 s	4600
PWR-4TR308S	335 x 166 x 177	5 Ω – 100 Ω	2000	1000	1500	5 – 10 x Pn, 5 s	5200
PWR-6TR308S	335 x 238 x 177	5 Ω – 100 Ω	3000	1000	1500	5 – 10 x Pn, 5 s	7100
PWR-1TR320S	790 x 170 x 120	5 Ω – 100 Ω	2000	1000	1500	5 – 10 x Pn, 5 s	5500
PWR-2TR320S	825 x 185 x 250	5 Ω – 100 Ω	5000	1000	1500	5 – 10 x Pn, 5 s	11000
PWR-3TR320S	847 x 327 x 230	5 Ω – 100 Ω	6000	1000	1500	5 – 10 x Pn, 5 s	13200

Special features: terminal boxes with Weidmüller clamp type SAK6, temperature monitoring optional



www.metallux-usa.com

Specifications are subject to change without notice.
© www.metallux.de 06/2020



METALLUX USA, INC.

2340 Brighton Henrietta
Town Line Road, Suite 4
Rochester, NY 14623 | USA

PHONE: +1 (585)360 - 0054
FAX: +1 (866)429 - 0360
E-mail: info@metallux-usa.com

System Certification
to ISO 9001:2015