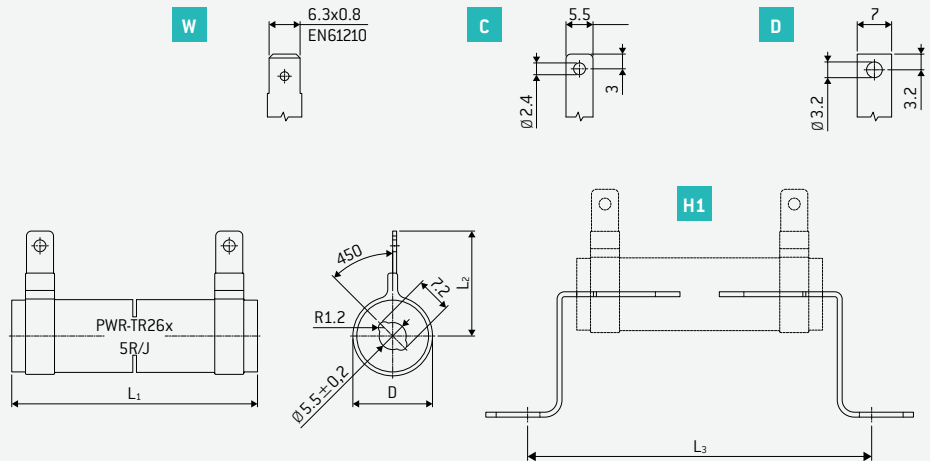


PWR-TR 2XX WIRE AND TUBE RESISTOR UP TO 40W



Cemented wire tube resistors are thermally optimised resistor designs with a broad spectrum of resistance values and performances. Diverse combination possibilities of the electrical properties, as well as multiple connection and assembly options make these resistors interesting for several applications of automation technology and in mechanical and systems engineering.



TYPE SELECTION AND DIMENSIONS

Type	PN @25°C	Resistance value	Dmax	L ₁	L _{2max}	Weight	L ₃	Connection
			mm	mm	mm	g	mm	
PWR-TR 260.01	15 W	0R8 – 12K	17	50 ± 0.6	25	30	72 ± 1	C
PWR-TR 260	20 W	0R9 – 15K	17	60 ± 0.8	25	36	82 ± 1	B, D
PWR-TR 261	30 W	1R5 – 22K	17	80 ± 1.4	25	44	103 ± 1	B, D
PWR-TR 262	40 W	1R8 – 27K	17	100 ± 1.8	25	51	123 ± 1	B, D

PWR-TRR – Adjustable resistors with additional tap clamp

SAMPLE ORDER

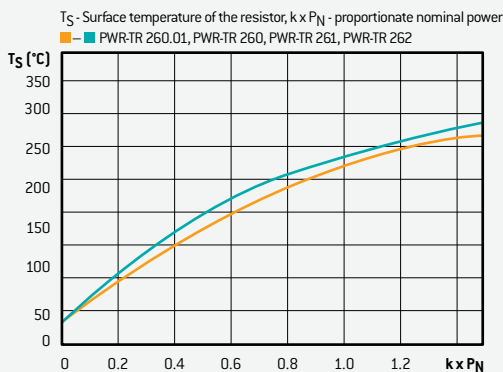
PWR-TR261 5K 5% B H1

Holder H1 (10g)

Degree of protection IP 00

Storage temperature – 25°C at +40°C

PERFORMANCE-TEMPERATURE-CURVE



PARAMETER

Tolerance ± 5% (± 10%)

Temperature coefficient TC ≤ ± 150 ppm/K

Stability at P_{nominal} @ 25°C, 1000 h ± 5%

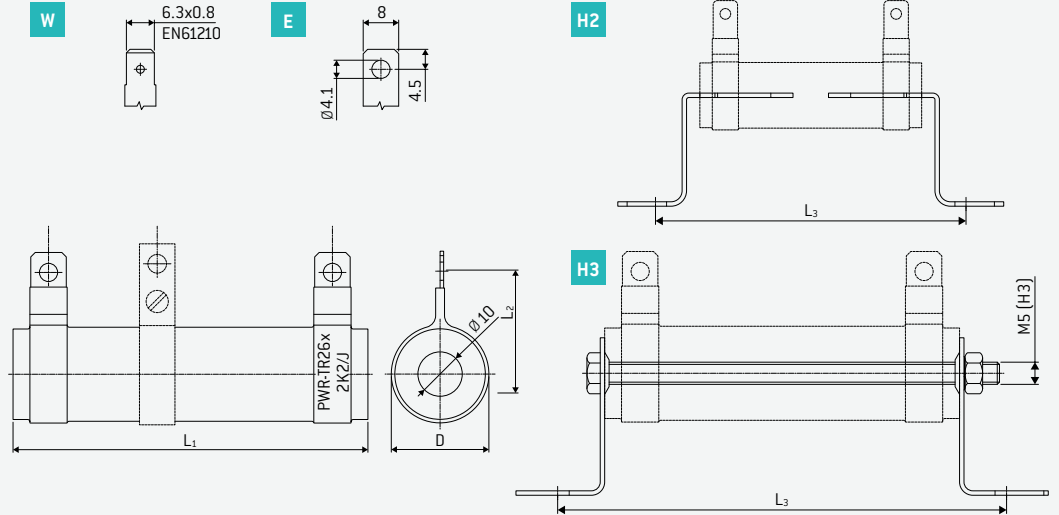
Max. overload capacity 10 x P_n in 5s

Test voltage against holder 1500 V

PWR-TR 2XX WIRE AND TUBE RESISTOR UP TO 100 W (2)



Cemented wire tube resistors are thermally optimised resistor designs with a broad spectrum of resistance values and performances. Diverse combination possibilities of the electrical properties, as well as multiple connection and assembly options make these resistors interesting for several applications of automation technology and in mechanical and systems engineering.



TYPE SELECTION AND DIMENSIONS

Type	PN @25°C	Resistance value	Dmax	L ₁	L _{2max}	Weight	L ₃	Connection
			mm	mm	mm	g	mm	
PWR-TR 265	30 W	1R0 – 16K	24	55 ± 0.9	32	45	78 ± 1	C
PWR-TR 266	50 W	1R8 – 27K	24	80 ± 1.4	32	60	103 ± 1	B/E
PWR-TR 267	75 W	3R0 – 51K	24	120 ± 2.2	32	80	144 ± 1	B/E
PWR-TR 268	100 W	4R7 – 68K	24	164 ± 3	32	110	188 ± 1	B/E

PWR-TRR – Adjustable resistors with additional tap clamp

SAMPLE ORDER

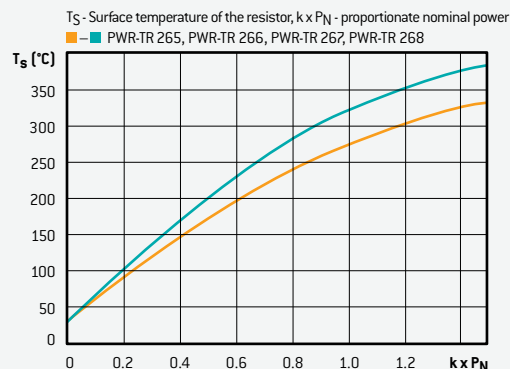
PWR-TR268 5 R 10% E H3

Holder H2 (17g)
H3 (34g)

Degree of protection IP 00

Storage temperature –25°C at +40°C

PERFORMANCE-TEMPERATURE-CURVE



PARAMETER

Tolerance	± 5% (± 10%)
Temperature coefficient TC	≤ ± 150 ppm/K
Stability at P _{nominal} @ 25°C, 1000 h	± 5%
Max. overload capacity	10 x P _N in 5 sec
Test voltage against holder	2000 V

ASSEMBLY ACCESSORIES PWR-TR

